


Montcalm County

4-H Horse and Pony

Record Book

8-11 years old



Name: _____ 4-H Age: _____

Date of Birth: _____ Years in Horse Project: _____

4-H Club Name: _____

Horse/Pony 4-H Club Leader: _____

Exhibitor Number: _____

Date Began Record Book: _____ Date Completed Record Book: _____




MICHIGAN STATE
UNIVERSITY | Extension



MSU is an affirmative-action, equal-opportunity employer. Michigan State University Extension programs and materials are open to all without regard to race, color, national origin, gender, gender identity, religion, age, height, weight, disability, political beliefs, sexual orientation, marital status, family status or veteran status.

Rev. 1/2025

Objectives of the 4-H Horse Project:



- _____ To develop leadership, initiative, self-reliance, and sportsmanship.
- _____ To experience the pride and responsibility of owning a horse or pony and to learn care, feeding, and management of the animal.
- _____ To learn safety precautions to prevent injuries to themselves, to others, or to their mounts.
- _____ To prepare for citizenship responsibilities by working together in groups and supporting community projects and activities.
- _____ To appreciate horseback riding as a healthy and wholesome form of recreation.

I understand that this is a **completed** Horse Project Record Book as required.

4-H'ers Signature: _____

4-H Leader's Signature: _____

Why Keep Records?

When was your horse wormed? What does your horse eat? How much bedding do you use?

- Careful record-keeping helps to answer these and other “hard-to-answer” questions at a moment’s notice.

Properly kept records will give you a clear picture of what you have done in your horse project. In fact, at the end of the year, you will have solid facts rather than haphazard “guesstimates”.

Keep this record as a part of your 4-H member personal record, as this information is helpful if you ever apply for 4-H awards or a 4-H scholarship.

REMEMBER: Records are not only for your benefit...they are the key to your horse’s future!

MSU Montcalm Extension

211 W. Main Street, P.O. Box 368

Stanton, Michigan 48888

https://www.canr.msu.edu/montcalm-county/montcalm_county_4_h

Phone: (989) 831-7500

Fax: (989) 831-7515

Determining Skill Level Placement

*Evaluators should use the following checklist to determine skill-level placement.

*When a rider has mastered all the skills at their level and 50% of the skills on the next level, they may move up and continue to work on the remaining skills.

*Put a checkmark next to the riding level the 4-H'er will be riding at.

Rider Name: _____

Date: _____

All riders must demonstrate the basic ring etiquette guidelines as listed below:

_____ Knows when and how to pass safely

_____ Remains on the rail

_____ Moves in and out of a crowd safely

_____ Maintains proper distance around other Horse

_____ **WALK/TROT:**

_____ Leads safely

_____ Stops with control

_____ Mounts and settles horse

_____ Executes a 90 degree turn on the haunches

_____ Dismounts safely

_____ Maintains a controlled walk

_____ Ties with a quick-release knot

_____ Backs at least 4 steps

_____ Maintains a controlled trot

_____ **NOVICE – All previous plus:**

_____ Lopes a controlled small circle

_____ Recognizes correct leads

_____ Recognizes diagonals

_____ Recognizes gaits

_____ **INTERMEDIATE – All previous plus:**

_____ Executes a 180 degree turn on the haunches and forehand

_____ Maintains correct leads on the rail

_____ Lengthens the walk

_____ Lengthens the trot

_____ Executes simple lead changes

_____ Backs and "L"

_____ Performs a figure 8 with lead changes

_____ Transitions from walk to lope

_____ **ADVANCED – All previous plus:**

_____ Side passes

_____ Hand gallops with control

_____ Serpentine at the trot

_____ Back through figure 8

_____ Executes a 360 degree turn on the haunches and forehand

_____ Counter canters

_____ Flying lead changes (*optional*)

Horse Leader's Signature: _____ Date: _____

Evaluator's Signature: _____ Date: _____

Description of Primary Horse/Pony Project

Attach Photo Here

Photo should show ENTIRE HORSE clearly

Registered Name of Horse: _____

Horse's Nickname: _____ Year Born: _____

Breed: _____ Registered: _____ Not registered: _____

Color: _____ Mare: _____ Gelding: _____

Horse's Height: _____ Horse's Weight: _____

I own this horse: _____ Purchase Date: _____ I lease this horse: _____

Please describe your horse: _____

Description of Secondary Horse/Pony Project

Attach Photo Here

Photo should show ENTIRE HORSE clearly

Registered Name of Horse: _____
Horse's Nickname: _____ Year Born: _____
Breed: _____ Registered: _____ Not registered: _____
Color: _____ Mare: _____ Gelding: _____
Horse's Height: _____ Horse's Weight: _____
I own this horse: _____ Purchase Date: _____ I lease this horse: _____

Please describe your horse: _____

Health Records

Veterinarian's Name: _____ Phone: _____

Normal Range Vital Signs (or have someone help you take your horse's/pony's vital signs)

Temperature: _____ Respiration: _____ Pulse: _____

DEWORMING

Why do you deworm your horse/pony? _____

How often do you deworm your horse/pony? _____

HOOF CARE

How often do you get your horse's/pony's hooves trimmed? _____

Does your horse/pony have shoes? _____ If so, why? _____

EXAMS, ILLNESSES AND INJURIES

Did your horse/pony get hurt or sick this year? _____ If so, tell us about it. If not, how did

you keep your horse/pony healthy? _____

Coggins Test: Date of test _____ (Please attach a copy at end of book.)

Feeding and Bedding

Draw a picture of or describe where your horse/pony lives. Does it have a stall within a barn, or a shelter to stay in? Do you use any bedding?

Does your horse/pony need any medicine or special supplements? ____ Yes ____ No


Describe what it is and why _____

Does your horse/pony get treats? ____ Yes ____ No

If so, what kind? _____

Do you give your horse/pony a saltblock? ____ Yes ____ No

If so, what kind? _____



Project Plans and Results

What were your goals for this year?

Did you accomplish your goals?

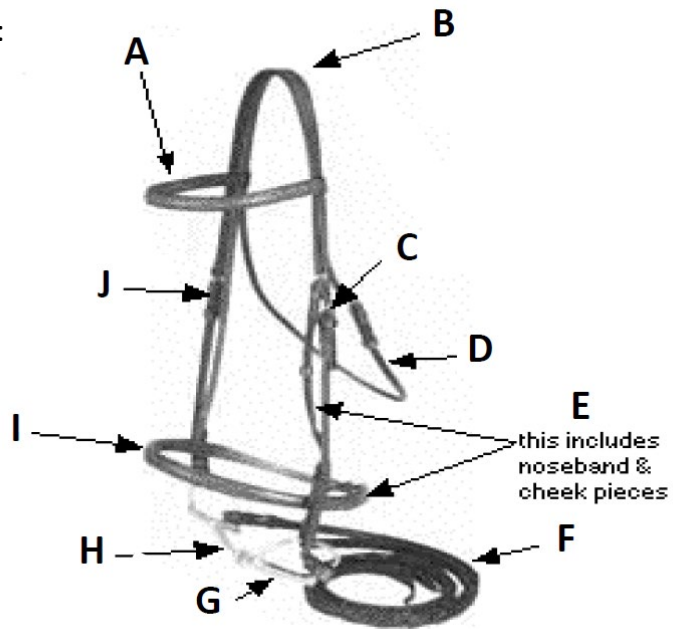
Based on what you learned throughout this year on setting goals and working to achieve them, what could you do differently, keep the same, or improve upon for next year?

Basic Horse Knowledge – Educational Page

1. A baby horse is born with no teeth? TRUE or FALSE _____
2. What is the correct name for a baby horse? _____
 a) Foal b) Calf c) Kid
3. What is the correct name for an ADULT female horse? _____
 a) Filly b) Mare c) Colt
4. What is a common way of figuring out a horse's age? _____
 a) Examining its hooves b) Examining its mane c) Examining its teeth
5. What is the common unit of measurement for measuring a horse's height? _____
 a) Centimeters b) Feet c) Hands
6. What is the typical average speed of a horse when it is galloping? _____
 a) 25 to 30 mph b) 35 to 40 mph c) 40 to 50 mph
7. Horses only sleep standing up? TRUE or FALSE _____

8. Label at least four parts of an English Bridle:


- _____ Bit
- _____ Bit Ring
- _____ Browband
- _____ Buckle
- _____ Cavesson
- _____ Cheek Piece
- _____ Headstall
- _____ Noseband
- _____ Reins
- _____ Throatlatch



Educational Page

FACE MARKINGS

Do you know a horse's face markings?



A _____ Star B _____ Blaze C _____ Stripe D _____ Bald Face E _____ Snip

Grooming (name at least 4)

_____ Curry Comb

_____ Body Brush

_____ Hoof Pick

_____ Mane Comb

_____ Sweat Scraper

_____ Dandy Brush

_____ Pulling Comb

A

B

C



D

E

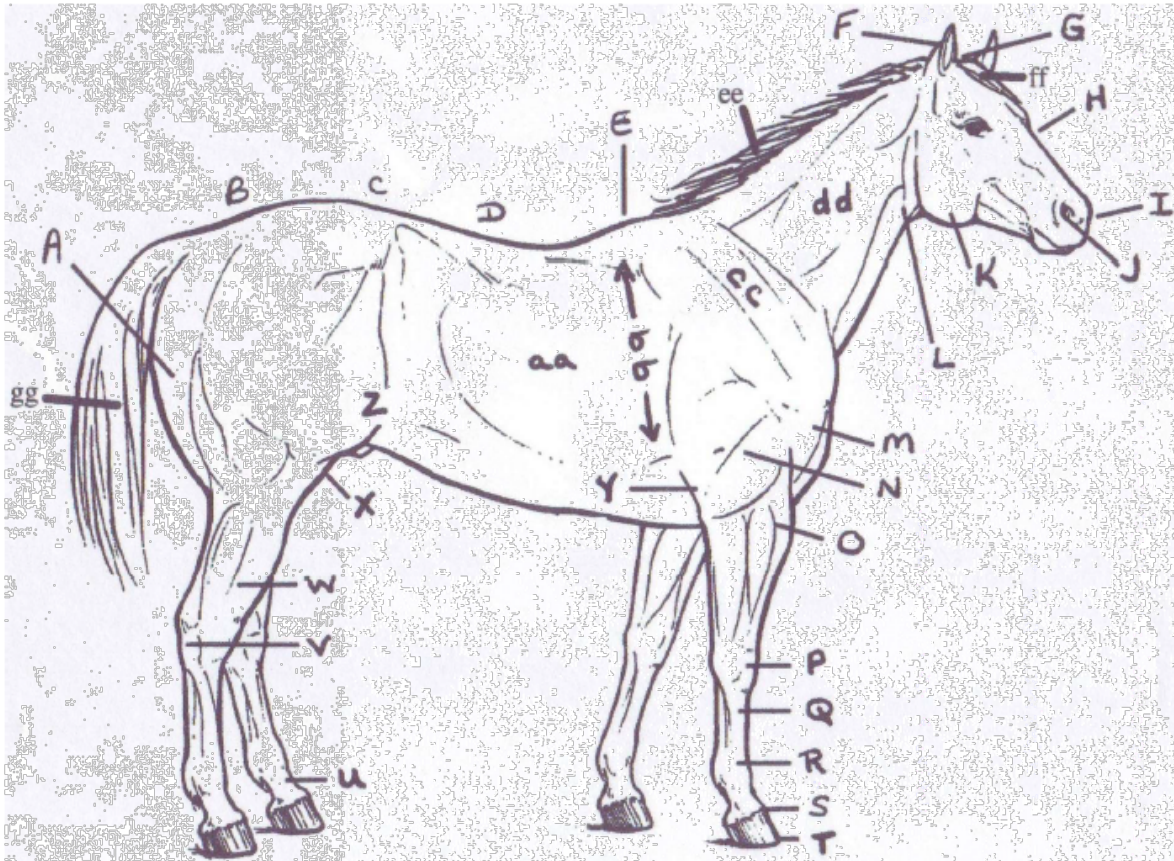
F

G

Parts of the Horse - Educational Page

Label each name with the correct letter

8-11 (11) | 12-14 (22) | 15-19 (all)



___ Arm

___ Back

___ Barrel/Ribs

___ Buttock

___ Cannon Bone

___ Cheek

___ Chest

___ Coronet Band

___ Crest

___ Croup/Rump

___ Ear

___ Elbow

___ Face

___ Fetlock Joint

___ Forearm

___ Forehead

___ Gaskin

___ Heart Girth

___ Hock

___ Hoof

___ Knee

___ Loin

___ Muzzle

___ Neck

___ Nostril

___ Pastern

___ Poll

___ Shoulder

___ Stifle

___ Tail

___ Thigh

___ Throat Latch

___ Wither

Photographs of Your 4-H Horse/Pony Project

Add more pages if needed

My 4-H Horse/Pony Project Record Book Score Sheet

4-H Member: _____

4-H Club: _____

| Page | | Possible Points | Your Points |
|-------------|--|-----------------|-------------|
| 1 | Cover Sheet | 10 | |
| | All information neat and complete. | | |
| 2 | Why Keep Records | 5 | |
| | Page included. | | |
| 3 | Skill Level | 10 | |
| | Leader's signature. | | |
| 4-5 | Description(s) of Project | 10 | |
| | All information is neat and complete. Includes photograph of project animal(s). | | |
| 6 | Health Records | 10 | |
| | All information is neat and complete. | | |
| | Coggins | 10 | |
| | Current copy attached-required | | |
| 7 | Feeding and Bedding | 10 | |
| | All information is neat and complete. | | |
| 8 | Project Plans and Results | 10 | |
| | All information is neat and complete. | | |
| 9-11 | Educational Pages | 20 | |
| | All information is neat and complete. | | |
| 12 | Photographs | 5 | |
| | Photographs are neatly arranged. | | |
| | Total Points | 100 | |
| | A: 90 points or above, B: 80 - 89 points, C: 79 points and below | | |
| | Grand Total | | |